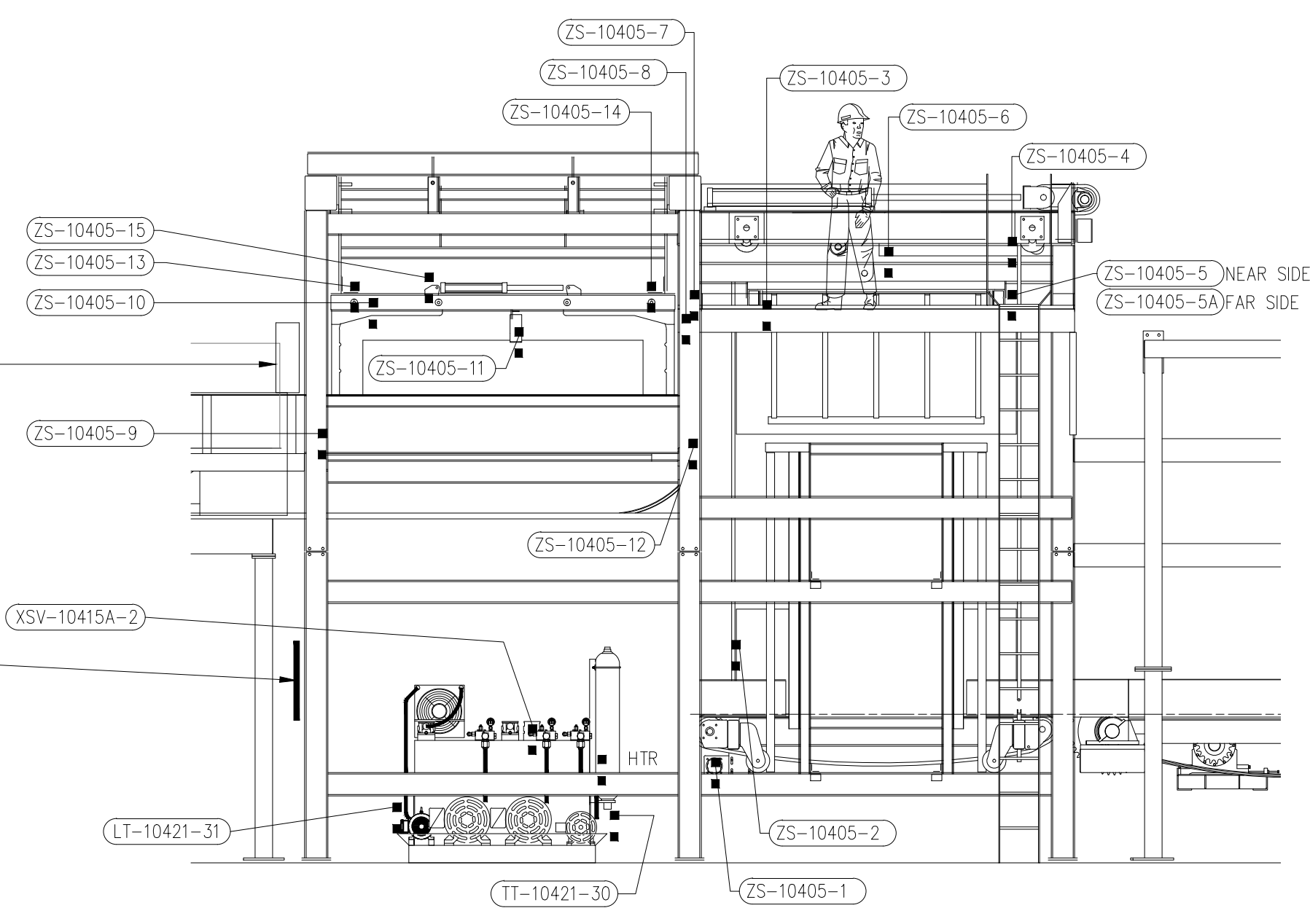
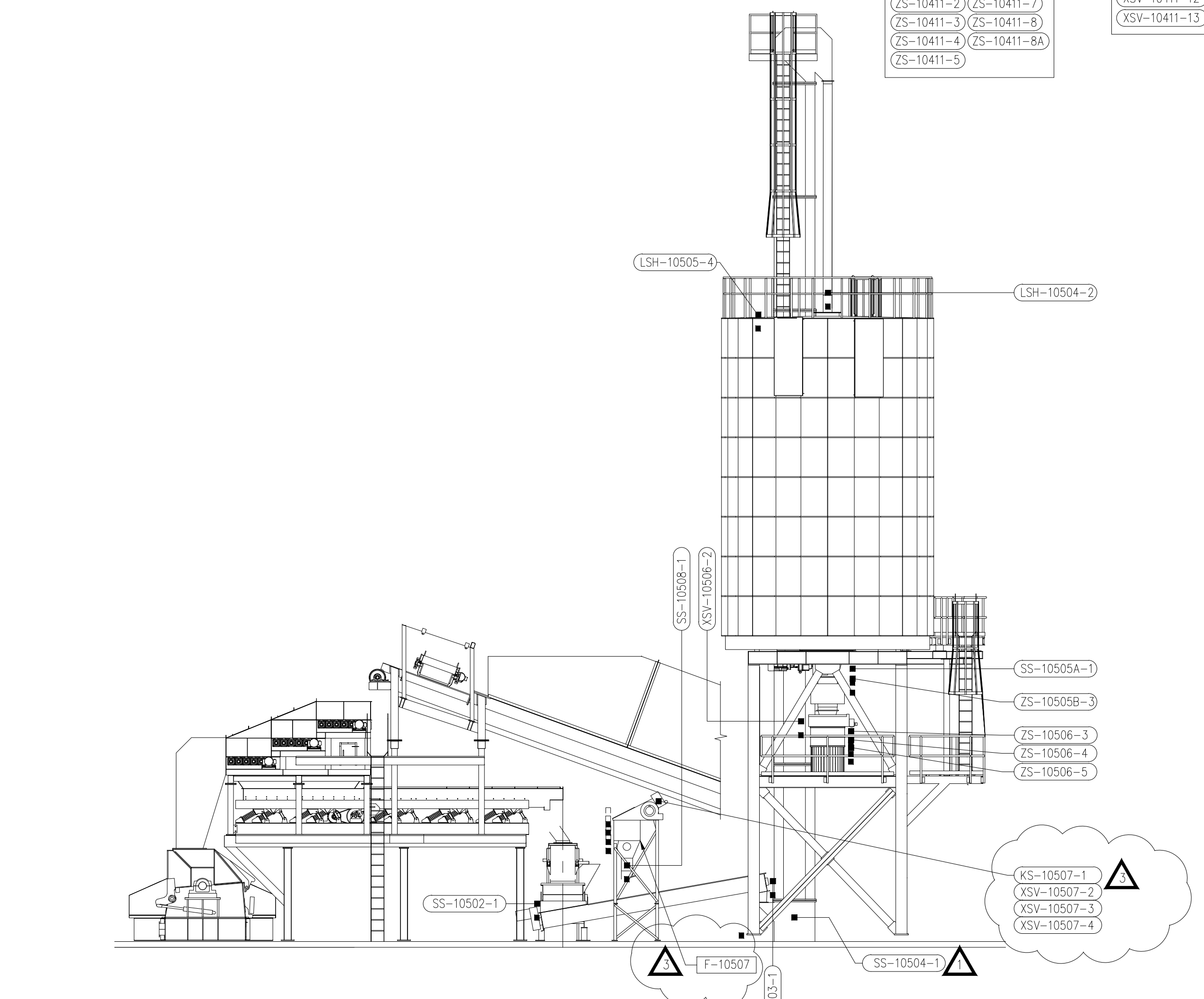


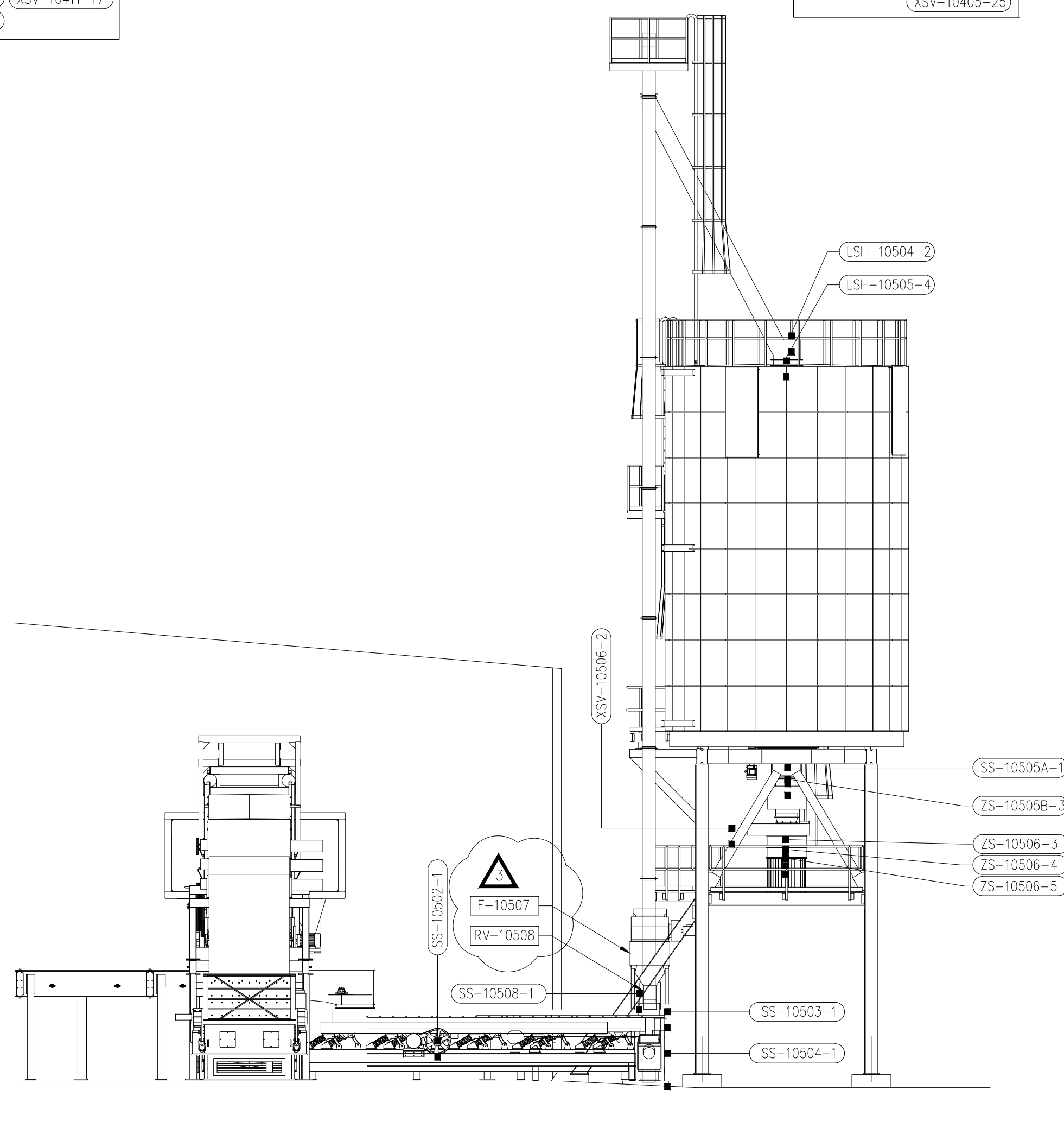
MILLING LINE ELEVATION - LINE 4(TYP)
SECTION A
SCALE: 3/32"=1'-0"
02-41-00001



ENLARGED VIEW - SINGULATOR
SCALE: 1/4"=1'-0"



SILO AND WASTE ELEVATION
SECTION B
SCALE: 1/8"=1'-0"
02-41-00001



MILLING LINE END AND WASTE ELEVATION
SECTION C
SCALE: 1/8"=1'-0"
02-41-00001

ABEINSA EPC
 Prolog P.O. Number: 00006P
 Discipline:
 Tag Number and/or Area:
 Date Received: 20-Feb-13
 Review date: 23-Feb-13
 Reviewed by: VMP
 Status: No Comments
 Purpose of Issue: For Construction
 Review of this document does not imply acceptance of responsibility by ABEINSA EPC Hugoton for such work and does not release Contractor from any of its responsibilities or obligations under any Contract

CONFIRM ALL DEVICE LOCATIONS IN THE FIELD PRIOR TO ROUTING DEVICE WIRING

REV.	DATE	DESCRIPTION	BY	CHK
3	2-19-13	ADDED INSTRUMENTS TO F-10507		SJM
2	12-4-12	CHANGED ALL TSH DEVICES TO TT DEVICES		BWD
1	10-9-12	CHANGED SOME SS LOCATIONS, ADDED INSTRUMENTS TO BS-10305		BWD
0	6-04-12	APPROVED FOR CONSTRUCTION, UPDATED INSTRUMENT NOS.		BWD

REVISIONS			
DRAWN BY	SP	2/7/12	
CHECKED BY			
APPROVED BY			



This drawing, includes all designs embodied therein, is the property of WEST SALEM MACHINERY, and may not be used or disclosed, in whole or in part, without written permission.

ABEINSA EPC
 Abener - Chesterfield - St. Louis, USA
 16401 Swingle Ridge Rd, Suite 700
 CHESTERFIELD, MO 63017
 PROLOG PACKAGE REF. # 00006P

UNLESS SPECIFIED: TOLERANCES	DIMENSIONS ARE INCHES REFERENCES ARE (REF) BREAK SHARP EDGES FINISH SURFACE = 125	ABENER TEYMA HUGOTON GENERAL ARRANGEMENT MILLING AREA DEVICE LOCATION ELEVATION
SCALE: NOTED	22x34	DWG. No 0010-PLN-WSM-02-41-00002 REV 3