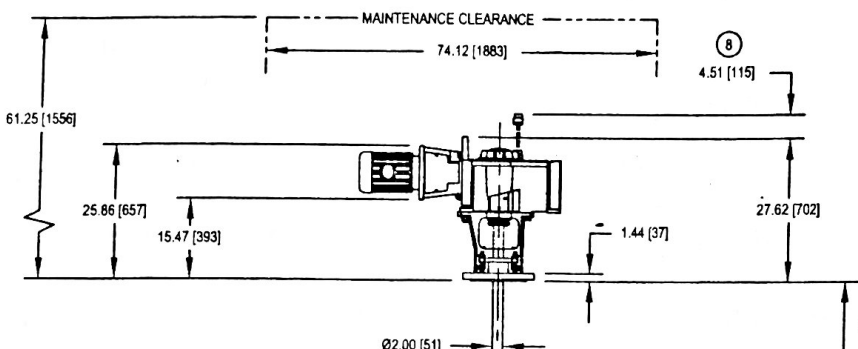


NOTES:

- ① MATERIAL OF IN-TANK MIXER PARTS IS STAINLESS STEEL 304, WITH 316SS HARDWARE AND 316ELC IMPELLER HUB.
- ② ALL DIMENSIONS ARE IN INCHES [mm]. DIMENSIONS ARE FOR REFERENCE ONLY.
- ③ MOTOR DATA:
H.P.: 2.0 R.P.M. 1800 DUTY: SEVERE
VOLTS: 230/460 PHASE 3 HZ: 60
ENCLOSURE: TEFC FRAME: 145TC
- ④ IMPELLER DATA:
TYPE: A510E QUANTITY OF BLADES: 3
R.P.M.: 54
IMPELLER HUB NOT ADJUSTABLE OR REMOVABLE FROM POSITION SHOWN. BLADES/FINS ARE REMOVABLE.
- ⑤ TOTAL MIXER WEIGHT IS 588 lbs [267 kg]
- ⑥ MIXER MOUNTING DESIGN DATA:
VERTICAL DOWNWARD LOAD: 725 LBS [3225 N]
TORQUE: 3500 IN.-LBS [395 N*m]
BENDING MOMENT: 23825 IN.-LBS [2692 N*m]
DESIGN LOADS ARE GREATER THAN ACTUAL LOADS BY A SUITABLE FACTOR, CONSISTENT WITH CONSTRUCTION CODES AND LIGHTNIN EXPERIENCE. LIGHTNIN WARRANTIES AND GUARANTEES EXTEND FOR THOSE ITEMS FURNISHED BY IT. ALL OTHER EQUIPMENT AND DESIGNS ARE THE RESPONSIBILITY OF OTHERS.
- ⑦ MINIMUM OPENING REQUIRED TO PASS DISASSEMBLED MIXER PARTS IS 9" [228.6 mm].
- ⑧ CLEARANCE REQUIRED FOR REMOVAL OF OIL LEVEL GAUGE.
- ⑨ UNIT IS FURNISHED WITH A LOW PRESSURE STUFFING BOX PACKING MATERIAL: COMBINATION 50
- ⑩ MIXER MOUNTING FLANGE DATA:
150 LB. ANSI SERIES DRILLING
SIZE: 8 O.D.: 13.50 BOLT CIRCLE: 11.75
NO. OF HOLES: 8 BOLT DIA: 0.75
AS COMMON PRACTICE, FLANGE BOLT HOLES ARE SHOWN STRADDLING MIXER CENTERLINE

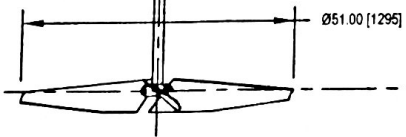


FURNISH AS SUBMITTED REVISE AND RESUBMIT
 REJECTED SUBMIT SPECIFIED ITEM
 FURNISH AS CORRECTED

Corrections or comments made on the shop drawings during this review do not relieve supplier from compliance with requirements of the drawings and specifications. This check is only for review of general conformance with the design concept of the project and general compliance with the information given in the contract documents. The supplier is responsible for: Confirming and correlating all quantities and dimensions; selecting fabrication processes and techniques of construction; coordinating his work with that of all other trades; and performing his work in a safe and satisfactory manner.

Lurgi, INC.
MEMPHIS, TN

Date: 12/15/06 By: [Signature]



OVER-ALL TANK DIMENSION FROM MOUNTING FLANGE TO BOTTOM OF TANK IS 212 1/4"

161 1/4" TO KEEP
51" OFF BOTTOM

06018
CIE: ETHANOL
Canton, Illinois
RECEIVED NOV 01 2006

File: AT-9303
9503
0180014034

ALL EQUIPMENT DESIGN AND APPLICATION DATA SHOWN HEREIN AND RELATED KNOW-HOW IS CONFIDENTIAL AND THE PROPERTY OF THE LIGHTNIN GROUP OF COMPANIES. NO USE OR DISCLOSURE THEREOF MAY BE MADE WITHOUT OUR WRITTEN PERMISSION.

LIGHTNIN[®]
MIXERS AND AERATORS

GENERAL ARRANGEMENT

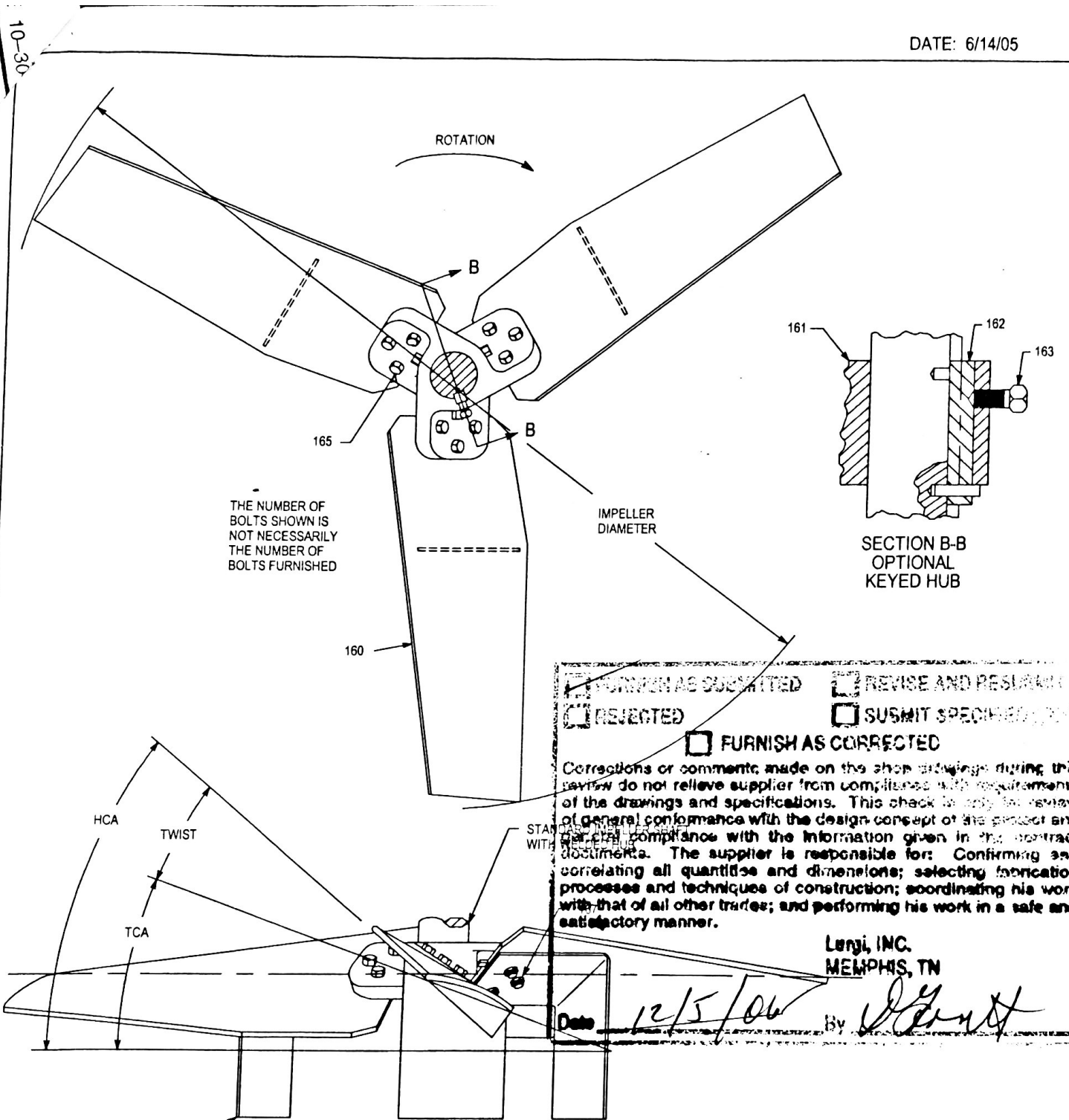
FOR: **PSI CONSTRUCTION**
S.O. NO.: 872534 PROJ. NO.: 215635
CUST. P.O. NO.: 6018-70717 QUANTITY: 1
TAG NO.: WASTE CIP AT-9503
MIXER MODEL: 503C2 RATIO: 32.1:1
SERIAL NO.: R0621563501



© LIGHTNIN 2006

CERTIFIED BY:

DATE:



FURNISH AS SUBMITTED REVISE AND RESUBMIT
 REJECTED SUBMIT SPECIFICATIONS
 FURNISH AS CORRECTED

Corrections or comments made on the shop drawings during the review do not relieve supplier from compliance with requirements of the drawings and specifications. This check is only for review of general conformance with the design concept of the product and general compliance with the information given in the contract documents. The supplier is responsible for: Confirming and correlating all quantities and dimensions; selecting fabrication processes and techniques of construction; coordinating his work with that of all other trades; and performing his work in a safe and satisfactory manner.

Lurgi, INC.
 MEMPHIS, TN

Date 12/5/06 By [Signature]

02018
 CIE: ETHANOL
 Canton, Illinois
 RECEIVED NOV 01 2006

File: A19303 9503
0180014037

WHEN ORDERING PARTS, SPECIFY:
 IMPELLER DIAMETER, ITEM NO., PART NAME,
 DRAWING NO. AND MIXER SERIAL NO.

168	STABILIZER FIN	
167	HEX NUT	
165	HEX HEAD CAP SCREW	
163	SET SCREW	
162	HOOK KEY	OPTIONAL KEYED HUB
161	HUB	
160	BLADE	
ITEM	PART NAME	

© LIGHTNIN
 2001

ALL EQUIPMENT DESIGN AND APPLICATION DATA SHOWN HEREIN AND RELATED KNOW-HOW IS CONFIDENTIAL AND THE PROPERTY OF THE LIGHTNIN GROUP OF COMPANIES. NO USE OR DISCLOSURE THEREOF MAY BE MADE WITHOUT OUR WRITTEN PERMISSION.

LIGHTNIN®
 MIXERS AND AERATORS
 ASSEMBLY DRAWING
**A510 AND A510E
 AXIAL FLOW IMPELLER
 ONE PIECE HUB w/
 BOLTED BLADES**