

06018
CENTRAL ILLINOIS
ETHANOL PLANT
CANTON, ILLINOIS

CROSS REFERENCE FILE FORM

EQUIPMENT TAG NUMBER:	PC-3606
INFORMATION/DRAWINGS FILED WITH TAG NUMBER:	PC-2101



SUPPLIER DOCUMENTS INDEX

TO: LURGI PSI INC
 ATTN: JADWIGA MILLER
 1790 KIRBY PARKWAY
 MEMPHIS, TN 38138

SERIAL NO.: 729F494
 CUSTOMER: LURGI PSI INC / ORDER: 566188
 P.O. NO.: 6018-70750
 PUMP ITEM NO.: PC-3606
 SERVICE: KRYZYME BLEND TANK PUMPE
 END USER : CENTRAL ILLINOIS ENERGY, L.L.C.
 PROJECT# : 2003-01
 LOCATION : CANTON, ILLINOIS

SUPPLIER INFORMATION : GOULDS PUMPS, INC.
 240 FALL STREET
 SENECA FALLS, NY 13148
 CONTRACT ADMINISTRATOR: Carl Saugiacomo
 CONTRACT MANAGER: Dave Spruiell
 DATE: 1/05/07
 MAILED VIA: REGULAR MAIL

SUPPLIER DOCUMENT TITLE	SUPPLIER DOC. # / REVISION NO.	REVIEW QTY.	FINAL QTY.	DATE APPROVED	SUB#	DATE	SUBMIT DATE	RETURN DATE	REF. CDR
Pump Documents Required Pump Outline			6P	0/00/00	01	12/06/06	12/06/06	0/00/00	
Tapped Openings			6P	0/00/00	01	12/06/06	12/06/06	0/00/00	
Pump CDS Curve			6P	0/00/00	01	12/06/06	12/06/06	0/00/00	
Cross Sectional			6P	0/00/00	01	12/06/06	12/06/06	0/00/00	
3196 Pump Instruction Manuals Plan 53 With Standard Tubing			6P	0/00/00	01	12/06/06	12/06/06	0/00/00	
Seal Documents Required Seal Drawing			6P	0/00/00	01	12/06/06	12/06/06	0/00/00	
Motor Documents Required Motor Outline			6P	0/00/00	01	12/06/06	12/06/06	0/00/00	
Motor Wiring Diagram			6P	0/00/00	01	12/06/06	12/06/06	0/00/00	
Motor Electrical/Performance			6P	0/00/00	01	12/06/06	12/06/06	0/00/00	
Motor Instructions - (Reliance)			6P	0/00/00	01	12/06/06	12/06/06	0/00/00	
Q.A. Documents Required Comp. Hydrostatic Test Report			6P	0/00/00	01	12/06/06	12/06/06	0/00/00	
Tank Data Required • Tank Drawing			6P	0/00/00	01	12/06/06	1/05/07	0/00/00	

(*) Denotes Documents in this Submittal.
 Your complete Approval is required before order is scheduled and released to manufacturing. Please forward Approval by / /

** The above literature is for your information and records. It does not requires your approval. Retain literature as your final distribution.

Note: Any Changes may affect Quoted Price and Shipping Details.

FIELD FILE

06018

RECEIVED JAN 10 2007

CIE ETIANNOL
CANTON, ILLINOIS

171 PC-3606

018 0013029

BILL OF MATERIALS

ITEM QTY	DESCRIPTION	PART NO.	MATERIAL
1	1 SHELL 6" SCH 10 X 26 1/2" LG ERW	MPH-41W7	SA-312 316L
2	1 TOP HEAD 6" FOR SCH 10	30-3167-201	SA-240 316L
3	1 BOTTOM HEAD 6" FOR SCH 10	130-4167-101	SA-240 316L
4	2 LEVEL GAUGE LENS/BULB/STP	LU-0088-101	316 WTD
5	4 HALF COUPLERS 1/2" NPT CLASS 3000	LI0-4387-NP1	SA-182 F316L
6	1 JOG VALVE PLATE	LS-0004-005	304 SS
7	1 TEE: 1/2" NPT CLASS 3000	LI0-4377-NP1	SA-182 F316L
8	1 PIPE: 1/2" NPT X 3" LG SCH 160	LI3-44N7-304	SA-312 316L
9	1 PIPE: 1/2" NPT X 4" LG SCH 160	LI3-44N7-404	SA-312 316L
10	1 BALL VALVE 1/2" NPT (2 PIECE)	LV8-44N6-105	316 SS
11	1 PRESSURE GAUGE 2 1/2" DIA. 0-200 PSI	LP-ANS-102	316 WTD
12	1 PLUG: 1" NPT ROUND BAR	LI0-8087-NP1	SA-182 F316L
13	2 BUSHING: 1/2" NPT X 1/4" CRHT HEX HEAD	LI3-4407-2H1	SA-182 F316L
14	1 PIPE: 1/2" NPT X 1 1/2" LG SCH 40	LI3-28N6-248	SA-312 316L
15	1 PRESSURE REGULATOR: PARKER NO. 28R113C6W LPM-1288-000		BROSS

John Crane Lemco

TELE. SHOWN THIRD YEAR

400 PSI W = 1200" H"

MAXIMUM ALLOWABLE WORKING PRESSURE

-20" H₂O W = 400 PSI

MINIMUM DESIGN METAL TEMPERATURE

SEE TABLE

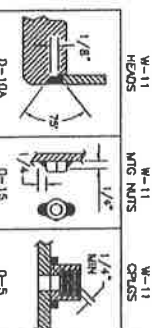
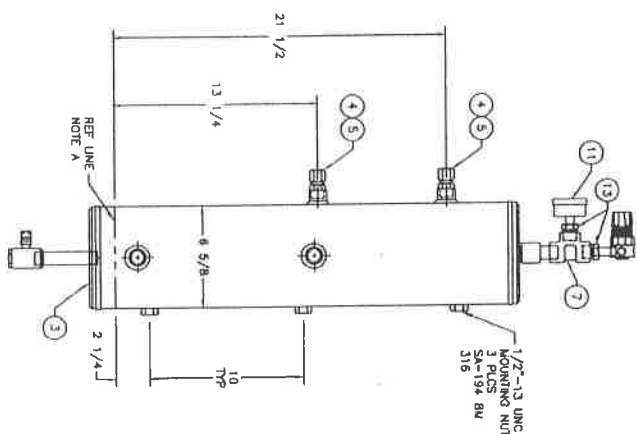
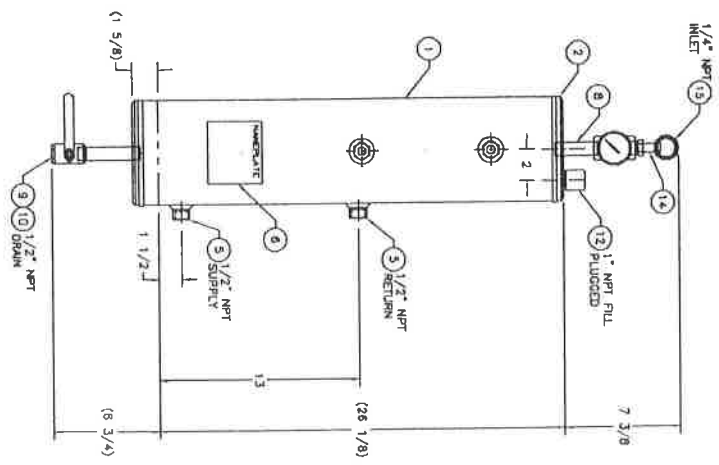
UNIT: S.I.

LINKS-38852-001 2007

PART NUMBER ICFI PART

MPH-41W7	38852-1
30-3167-201	38852-2
130-4167-101	38852-3
LU-0088-101	38852-4
LI0-4387-NP1	38852-5

- NOTES:**
- PRESSURE RELIEF DEVICES ARE NOT PROVIDED BY THE MANUFACTURER (SEE THE ASME CODE SECTION VII, DIVISION I, PARAGRAPH UG-124 FOR USER RESPONSIBILITIES)
 - THE WELD JOINT PREPARATION FOR THE BOTTOM HEAD SHOULD BE EXAMINED BEFORE WELDING BY PT OR MT PER US-593(D)(3)(M)(4)
 - WELDING OF THE BOTTOM HEAD SHOULD BE EXAMINED BY PT OR MT PER US-593(D)(3)(M)(4)



- SHOP NOTES:**
- REFERENCE LINE IS 1.00" FROM END OF SHELL
 - ALL DIMENSIONS IN () ARE REFERENCE DIMENSIONS
 - ALL DIMENSIONS ARE IN INCHES
 - DRILL HOLES IN SHELL PER UCS-2003 UNLESS OTHERWISE NOTED
 - LEAK TEST @ 90 PSIG

ASSEMBLY TOLERANCES
(UNLESS OTHERWISE NOTED)

GENERAL VESSEL ± 1/4"

FRINGE STRONG ± 1/2"

RGT. DIMS. ± 1/2"

ANGULAR ± 2 DEG

NO.	REV.	DATE	BY	CHK.
1				
2				
3				
4				
5				
6				
7				
8				
9				
10				
11				
12				
13				
14				
15				



John Crane Lemco

2931 East Apache Street
Tulsa, Oklahoma 74112
Phone: 918 835 7100
Facsimile: 918 835 5823

Customer: LURGI PSI INC
Contract Serial No.: 729F-494
Customer P.O. No: 6018-70750
Item No: PC-3606
Service: ENZYME BLEND TANK PUMP
End User: CENTRAL ILLINOIS ENERGY, L.L.C.
Project#: 2003-01
Location: CANTON, ILLINOIS

RE-1603 3 GAL RES ASSY
COULDS PUMPS

CUST. P.O. NO.: 438334
LINKS-38852-001



SUPPLIER DOCUMENTS INDEX

TO: IURGI PSI INC
 ATTN: JADWIG MILLER
 1790 KIRBY PARKWAY
 MEMPHIS, TN 38118

CC: KELLY GIBBENS
 LISA COMPSON

SERIAL NO.: 729F494
 CUSTOMER: IURGI PSI INC / ORDER: 566188
 P.O. NO.: 6018-70750
 PUMP ITEM NO.: PC-3606
 SERVICE: BENZENE BLEND TANK PUMP
 END USER : CENTRAL ILLINOIS ENERGY, L.L.C.
 PROJECT# : 2003-01
 LOCATION : CANTON, ILLINOIS

SUPPLIER INFORMATION : GOUDES PONES, INC.
 240 FALL STREET
 SERRCA FALLS, NY, 13148

CONTRACT ADMINISTRATOR: Carl Saugiacomo
 CONTRACT MANAGER: Dave Spruill
 DATE: 12/06/06
 MAILED VIA: REGULAR MAIL

SUPPLIER DOCUMENT TITLE	SUPPLIER DOC. # / REVISION NO.	REVIEW QTY.	FINAL QTY.	DATE APPROVED	SUP#	DATE	SUBMIT DATE	RETURN DATE	REF. CODR
Pump Documents Required									
* Pump Outline			6P	0/00/00	01	12/06/06	12/06/06	0/00/00	
* Tapped Openings			6P	0/00/00	01	12/06/06	12/06/06	0/00/00	
* Pump CDS Curve			6P	0/00/00	01	12/06/06	12/06/06	0/00/00	
* Cross Sectional			6P	0/00/00	01	12/06/06	12/06/06	0/00/00	
* 3196 Pump Instruction Manuals			6P	0/00/00	01	12/06/06	12/06/06	0/00/00	
* Plan 53 With Standard Rubing			6P	0/00/00	01	12/06/06	12/06/06	0/00/00	
Seal Documents Required									
* Seal Drawing			6P	0/00/00	01	12/06/06	12/06/06	0/00/00	
Motor Documents Required									
* Motor Outline			6P	0/00/00	01	12/06/06	12/06/06	0/00/00	
* Motor Wiring Diagram			6P	0/00/00	01	12/06/06	12/06/06	0/00/00	
* Motor Electrical/Performance			6P	0/00/00	01	12/06/06	12/06/06	0/00/00	
* Motor Instructions- (Reliance)			6P	0/00/00	01	12/06/06	12/06/06	0/00/00	
Q.A. Documents Required									
* Comp. Hydrostatic Test Report			6P	0/00/00	01	12/06/06	12/06/06	0/00/00	
Tank Data Required									
Tank Drawing			6P	0/00/00	01	12/06/06	12/06/06	0/00/00	

(*) Denotes Documents in this Submittal.

— Your complete Approval is required before order is scheduled and released to manufacturing. Please Forward Approval by / / .

** The above literature is for your information and records. It does not require your approval. Retain literature as your final distribution.

Note: Any Changes may affect Quoted Price and Shipping Details.

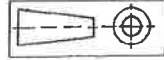
FIELD FILE

RECEIVED DEC 13 2006

Canton, Illinois

File: **PC-3606**
 0180013028

06018



All dimensions are in inches.
Drawing is not to scale
Weights (lbs) are approximate

Customer: LURGI PSI INC
Goulds Serial No: 729F494
Customer P.O. No: 6018-70750
Item No: PC-3606
Service: ENZYME BLEND TANK PUMP
End User: CENTRAL ILLINOIS ENERGY, L.L.C.
Project#: 2003-01
Location: CANTON, ILLINOIS

DRAWING NO A729494O Rev. 0 Date: December 6, 2006

FORM # ED0062

SUPSEDES ANY PREVIOUS DRAWINGS

Andrew Young
DIMENSIONS ARE CERTIFIED FOR CONSTRUCTION BY:
DATE December 6, 2006

(*) Baseplate is sized to accommodate 213T/215T future motor size

MECH. SEAL JOHN CRANE - 5620PR - X(18)(O58)1X(18)(O58)H / X(F55)1X(O58)H	
BASEPLATE CAST IRON CAMBER TOP B00050A (*)	
CPL GUARD BY	PUMP MFG. CPLG GUARD MATL CARBON STEEL
COUPLING BY	PUMP MFG. CPLG TYPE REXNORD OMEGA REX ELASTOMER-ES-3 (STANDA

Auxiliary specification

MOTOR BY PUMP MFG MOUNT BY PUMP MFG MFG. RELIANCE	
FRAME	213T POWER 7.5 hp RPM 3600
PHASE	3 FREQUENCY 60 HZ VOLTS 230/460
INSULATION	F S.F. 1.15
ENCLOSURE TERC-XBX	

Motor specification

SUCT. FLANGE SIZE 1.5" DRILLING ANSI 150# FACING FF FINISH SERRATED	
DISCH. FLANGE SIZE 1" DRILLING ANSI 150# FACING FF FINISH SERRATED	
PUMP ROTATION (LOOKING AT PUMP FROM MOTOR) CW	
TYPE OF LUBRICATION FLOOD OIL	
TYPE OF STUFFING BOX TAPER BORE PLUS WITH VPE	
MECHANICAL SEAL	

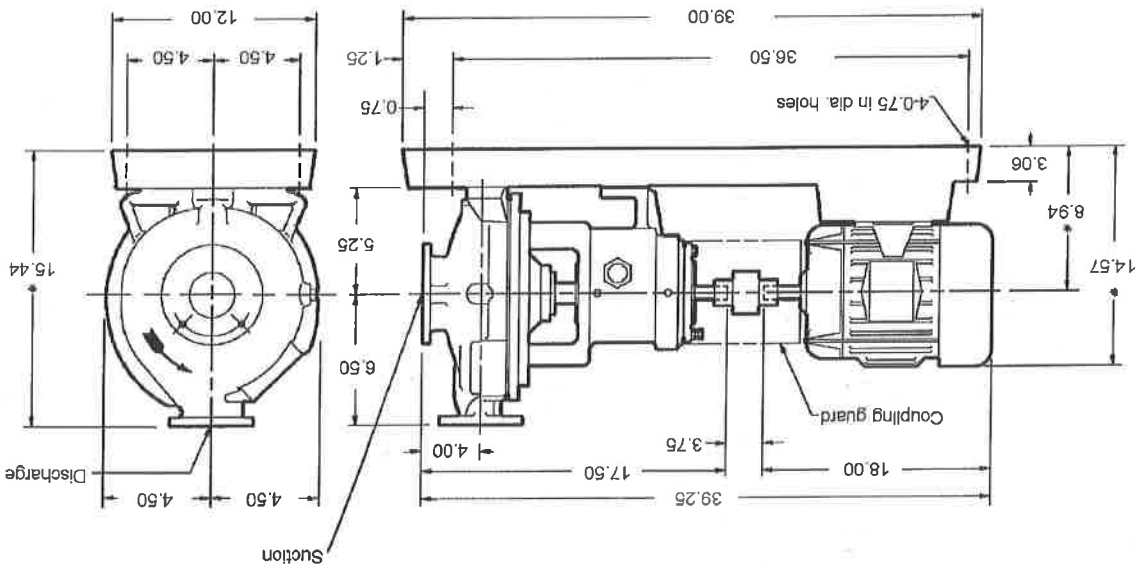
Pump specification

FOR PUMP TAPPED OPENINGS REFER TO DWG. A729494T	
MTR DIMENSIONS ARE APPROXIMATE	
- INSTALL FOUNDATION BOLTS IN PIPE SLEEVES	
- ALLOW FROM 0.75 TO 1.50in. FOR GROUTING. SEE INSTRUCTION BOOK FOR DETAILS.	
*Tolerance is -0.50 +0	

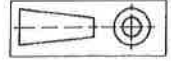
Notes and References

PUMP	84.0 LB
MOTOR/CPLG	140.0 / 4.4 LB
BASEPLATE	80.0 LB
TOTAL	308.4 LB
GR. VOLUME W/BOX	9.4 FT ³
GR. WEIGHT W/BOX	355.4 LB

Weights and Measurements



All dimensions are in inches.
Drawing is not to scale.

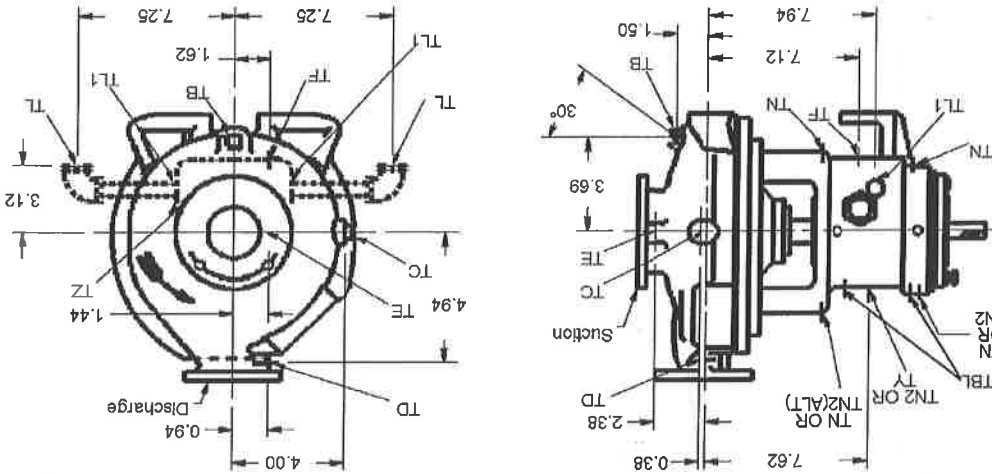


SUPERSEDES ANY PREVIOUS DRAWINGS

DRAWING NO A729494T **Rev. 0** Date: December 6, 2006

Customer: LURGI PSI INC
Goulds Serial No: 729F494
Customer P.O. No: 6018-70750
Item No: PC-3606
Service: ENZYME BLEND TANK PUMP
End User: CENTRAL ILLINOIS ENERGY, L.L.C.
Project#: 2003-01
Location: CANTON, ILLINOIS

Andrew Young
DATE December 6, 2006
DIMENSIONS ARE CERTIFIED FOR CONSTRUCTION BY:



NO. SIZE	QTY.	PURPOSE	YES/NO	NO.	SIZE	QTY.	PURPOSE	YES/NO
TL	1/2	2	NO	TBL	1/4	2	VIB./TEMP. CONN.	YES
TF	3/8	1	YES	TZ	1/4	1	BOTTLE OILER CONN.	YES
TE	1/4	1	NO	TY	1/2	1	OIL FILL	YES
TD	1/4	1	NO	TN2	1/4	2	OIL MIST INJECTION PORT	YES
TC	1/4	1	NO	TN	1/4	4	GREASE FITTING	YES
TB	1/2	1	YES	TL1	---	2	FRAME COOLER ACCESS	YES
FURNISHED				FURNISHED				

TAPPED OPENINGS MODEL 3196 STX 1X1.5-6 A.N.S.I. NO. AA

Goulds Pumps TAPPED OPENINGS Model 3196 STX Size 1x1.5-6





CENTRIFUGAL PUMP CHARACTERISTICS

CDS 5004-2

RPM 3500

Model: 3196/HT3196

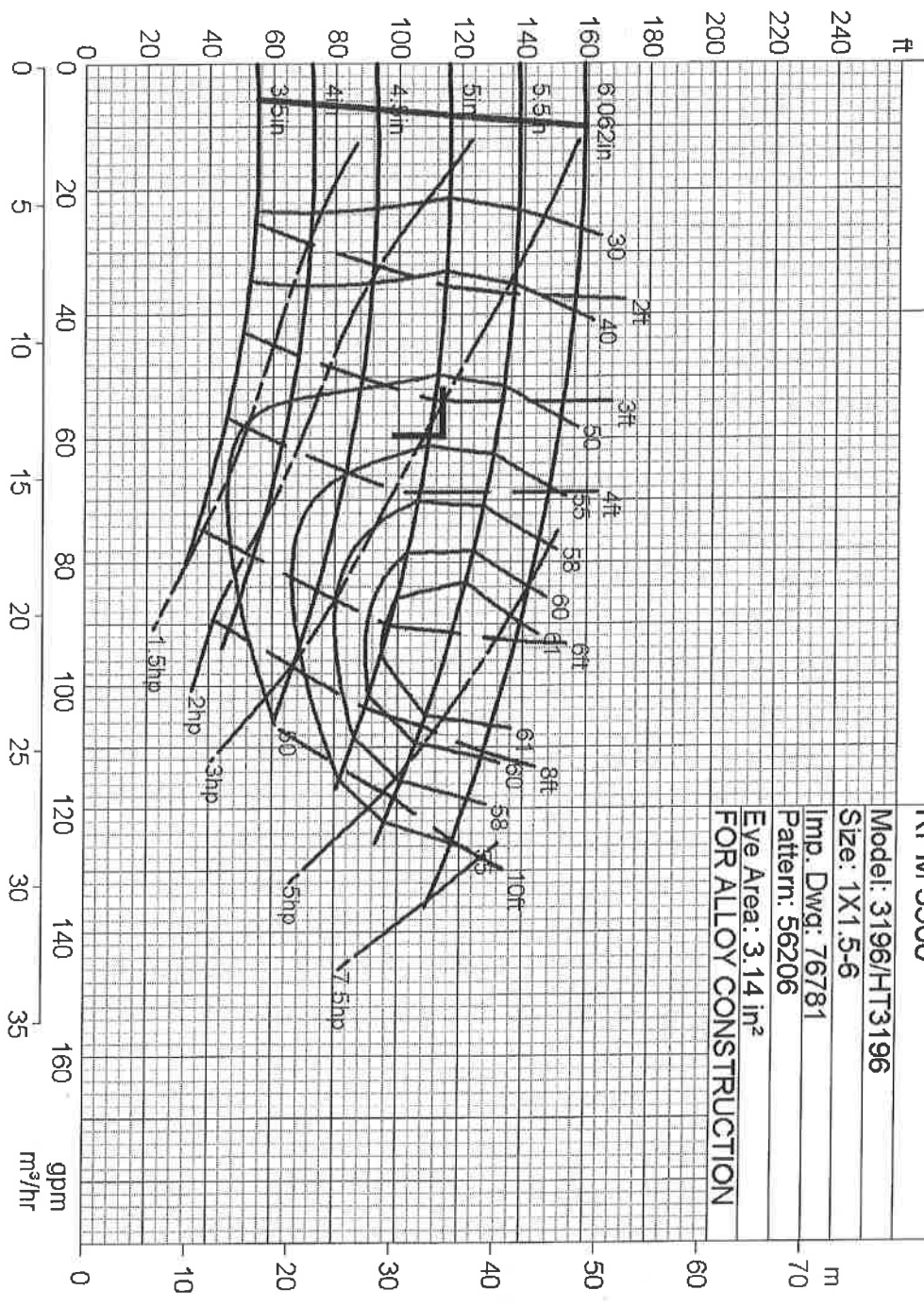
Size: 1X1.5-6

Imp. Dwg: 76781

Pattern: 56206

Eye Area: 3.14 in²

FOR ALLOY CONSTRUCTION



Rated Flow: 60.0 gpm
 Rated TDH: 109.0 ft
 Imp. Diam.: 5.1250 in
 Certified By: Andrew Young

Customer: LIRKSI PSI INC
 Goulds Serial No: 7295494
 Customer P.O. No: 6018-70750
 Item No: FC-3606
 Service: ENZYME BLEND TANK PUMP
 End User: CENTRAL ILLINOIS ENERGY, L.L.C.
 Project#: 2005-01
 Location: CANTON, ILLINOIS

