

06018
CENTRAL ILLINOIS
ETHANOL PLANT
CANTON, ILLINOIS

CROSS REFERENCE FILE FORM

EQUIPMENT TAG NUMBER:	PC-4103
INFORMATION/DRAWINGS FILED WITH TAG NUMBER:	PC-2101

SUPPLIER DOCUMENTS INDEX

TO: LURGI PSI INC
 ATTN: JADWIGA MILLER
 1790 KIRBY PARKWAY
 MEMPHIS, TN 38138

CC: KELLY GUERRE
 LISA COMPTON

SERIAL NO.: 729F552 / ORDER: 566323
 CUSTOMER: LURGI PSI INC
 P.O. NO.: 6018-70901
 PUMP ITEM NO.: PC-4103
 SERVICE: BEER BOTTOMS REQIRC TO RC CONDENSER
 END USER : CENTRAL ILLINOIS ENERGY, I.L.C.
 PROJECT # : 2003-01
 LOCATION : CANTON, ILLINOIS

SUPPLIER INFORMATION: GOULDS PUMPS, INC.
 240 FALL STREET
 SENECA FALLS, NY 13148

CONTRACT ADMINISTRATOR: Carl Sangiacomo
 CONTRACT MANAGER: Dave Sprullli
 DATE: 1/05/07
 MAILED VIA:

SUPPLIER DOCUMENT TITLE	SUPPLIER DOC.# / REVISION NO.	REVIEW QTY.	FINAL QTY.	DATE APPROVED	SUB#	DOB DATE	SUBMIT DATE	RETURN DATE	REF. CODE
Pump Documents Required									
Pump Outline			6P	0/00/00	01	12/06/06	12/06/06	0/00/00	
Tapped Openings			6P	0/00/00	01	12/06/06	12/06/06	0/00/00	
Pump CDS Curve			6P	0/00/00	01	12/06/06	12/06/06	0/00/00	
Cross Sectional			6P	0/00/00	01	12/06/06	12/06/06	0/00/00	
3196 Pump Instruction Manuals			6P	0/00/00	01	12/06/06	12/06/06	0/00/00	
Plan 53 With Finned Tubing			6P	0/00/00	01	12/06/06	12/06/06	0/00/00	
Seal Documents Required									
Seal Drawing			6P	0/00/00	01	12/06/06	12/06/06	0/00/00	
Motor Documents Required									
Motor Outline			6P	0/00/00	01	12/06/06	12/06/06	0/00/00	
Motor Wiring Diagram			6P	0/00/00	01	12/06/06	12/06/06	0/00/00	
Motor Electrical/Performance			6P	0/00/00	01	12/06/06	12/06/06	0/00/00	
Motor Instructions-(Reliance)			6P	0/00/00	01	12/06/06	12/06/06	0/00/00	
Q.A. Documents Required									
Comp. Hydrostatic Test Report			6P	0/00/00	01	12/06/06	12/06/06	0/00/00	
Tank Data Required									
* Tank Drawing			6P	0/00/00	01	12/06/06	1/05/07	0/00/00	

(*) Denotes Documents in this Submittal.

*** End of Report ***

Your complete Approval is required before order is scheduled and released to manufacturing. Please forward Approval by / / .

The above literature is for your information and records. It does not require your approval. Retain literature as your final distribution.

Note: Any Changes may affect Quoted Price and Shipping Details.

FIELD FILE RECEIVED

08019
 CIE: ETHANOL
 Canton, Illinois

171
 PC-4103
 0180013046

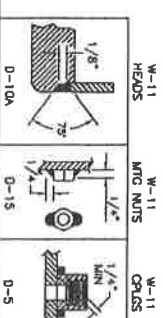
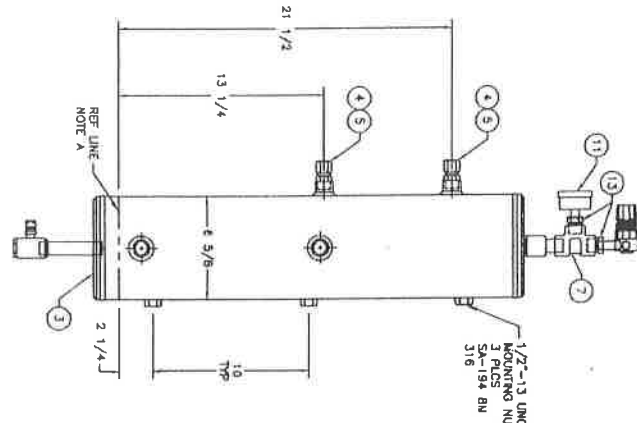
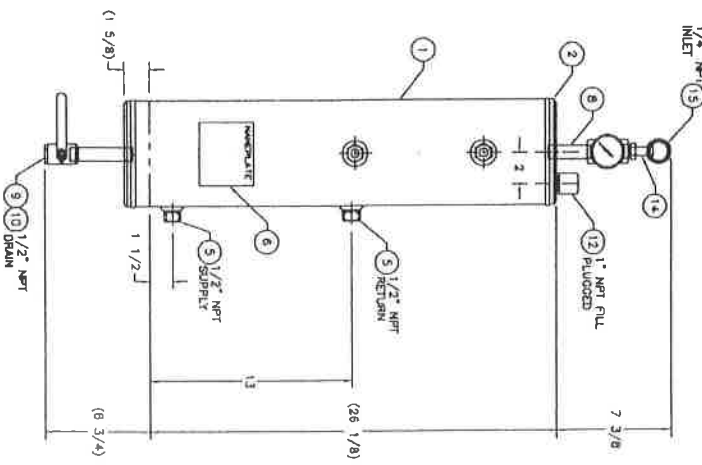
BILL OF MATERIALS

ITEM QTY	DESCRIPTION	PART NO.	MATERIAL
1	SHELL 6" SCH 10 x 26 1/2" LG ERW	MR-11W7	SA-312 316L
2	TOP HEAD: 6" FOR SCH 10	L30-J1G7-201	SA-240 316L
3	BOTTOM HEAD: 6" FOR SCH 10	L30-J1G7-101	SA-240 316L
4	LEVEL GAUGE: LINDO BULLSEYE	LU-0086-101	316 WTD
5	4 HEAD COUPLING: 1/2" NPT CLASS 3000	L10-4307-NP1	SA-182 F316L
6	1 JCL NUTS PLATE:	L30-0004-005	304 SS
7	1 TEE: 1/2" NPT CLASS 3000	L10-4317-NP1	SA-182 F316L
8	1 PIPE: 1/2" NPT x 3" LG SCH 160	L13-44N7-304	SA-312 316L
9	1 PIPE: 1/2" NPT x 4" LG SCH 160	L13-44N7-404	SA-312 316L
10	1 BALL VALVE: 1/2" NPT (2 PIECE)	LVB-44N6-105	316 SS
11	1 PRESSURE GAUGE: 2 1/2" DIA. 0-200 PSI	LP1-AN51-U02	316 WTD
12	1 PLUG: 1" NPT ROUND BAR	L10-8087-NP1	SA-182 F316L
13	2 BUSHING: 1/2" NPT x 1/4" DIA HEAD HEAD	L13-4407-201	SA-182 F316L
14	1 PIPE: 1/4" NPT x 1 1/2" LG SCH 40	L13-21N6-246	SA-312 316L
15	1 PRESSURE REGULATOR: PARKER NO. 20R1130CM (PR-1258-000 BRASS)		

John Crane Lemco
 400 PSI x 200 °F
 WELDABLE ALUMINUM BONDING RESINCE
 -20 °F to 400 °F
 MAXIMUM DESIGN METAL TEMPERATURE
 SEE TABLE
 LMS-38852-001 2007
 PART NUMBER TECH DATA

WFL. S.N.
38852-1
38852-2
38852-3
38852-4
38852-5

- NOTES:**
- PRESSURE RELIEF DEVICES ARE NOT PROVIDED BY THE MANUFACTURER (SEE THE ASME CODE SECTION VIII, DIVISION 1, PARAGRAPHS UG-113 FOR USER RESPONSIBILITIES).
 - THE FIELD JANT PREPARATION FOR THE BOTTOM HEAD SHALL BE EXAMINED BEFORE WELDING BY AN APPROVED WFL (3)(4)(5)(6)(7)(8)(9).
 - AFTER WELDING BOTH THE PERIPHERAL WELD OF THE BOTTOM HEAD AND ANY REMAINING EXPOSED SURFACE OF THE WELD JOINT PREPARATION SHALL BE RETAINED BY PT OR MT PER UC-916(3)(4)(5).



ASSEMBLY TOLERANCES
 (UNLESS OTHERWISE NOTED)
 CONICAL VESSEL ± 1/4"
 PIPING STRONG ± 1/2"
 REF. DIMS ± 1/2"
 ANGULAR ± 2 DEG

NO.	DESCRIPTION	QTY	UNIT
1	SHELL	1	PC
2	TOP HEAD	1	PC
3	BOTTOM HEAD	1	PC
4	LEVEL GAUGE	1	PC
5	HEAD COUPLING	4	PC
6	JCL NUTS PLATE	1	PC
7	TEE	1	PC
8	PIPE	1	PC
9	PIPE	1	PC
10	BALL VALVE	1	PC
11	PRESSURE GAUGE	1	PC
12	PLUG	1	PC
13	BUSHING	2	PC
14	PIPE	1	PC
15	PRESSURE REGULATOR	1	PC

John Crane Lemco
 2931 East Kopsche Street
 Chicago, IL 60632
 Telephone: 818 835 7125
 Facsimile: 818 835 8823

Seed Support Systems

RC-1603 3 GN RES ASSY
 GOLIUS PUMPS
 CUST. P.O. NO.: 430234
 JOHN CRANE NO.: 38852
 IN53-38852-001

- SHOE NOTES:**
- REFERENCE LINE IS 1.00" FROM END OF SHELL.
 - ALL DIMENSIONS IN () ARE REFERENCE DIMENSIONS.
 - ALL DIMENSIONS ARE IN INCHES.
 - DRILL HOLES IN SHELL PER LES-2003 UNLESS OTHERWISE NOTED.
 - LEAK TEST @ 90 PSIG.

Customer: UIRGI PSI, INC.
 Goulds Serial No: 729F552
 Customer P.O. No: 6018-70901
 Item No: PC-4103
 Service: BEER BOTTLING RECIRC TO RC CONDENSER
 End User: CENTRAL ILLINOIS ENERGY L.L.C.
 Project No: 2003-01
 Location: CANTON, ILLINOIS



ITT

SUPPLIER DOCUMENTS INDEX

TO: LURGI PSI INC
 ATTN: JADWIGA MILLER
 1790 KIRBY PARKWAY
 MEMPHIS, TN 38138

CC: KELLY GIBBENS
 LISA COMPTON

SERIAL NO.: 7299552
 CUSTOMER: LURGI PSI INC / ORDER: 566323
 P.O. NO.: 6018-70901
 PUMP ITEM NO.: RC-4103
 Service: BEER BOTTOMS RECIRC TO RC CONDENSER
 END USER : CENTRAL ILLINOIS ENERGY, L.L.C.
 PROJECT # : 2003-01
 LOCATION : CANTON, ILLINOIS

SUPPLIER INFORMATION : GOUTDS PUMPS, INC.
 240 FALL STREET
 SENECA FALLS, NY, 13148

CONTRACT ADMINISTRATOR: Carl Sangiacomo
 CONTRACT MANAGER: Dave Spruiell
 DATE: 12/06/06
 MAILED VIA: ups ground

SUPPLIER DOCUMENT TITLE	SUPPLIER DOC. # / REVISION NO.	REVIEW QTY.	FINAL QTY.	DATE APPROVED	SUB#	DUE DATE	SUBMIT DATE	RETURN DATE	REF. CODE
Pump Documents Required									
* Pump Outline			6P	0/00/00	01	12/06/06	12/06/06	0/00/00	
* Tapped Openings			6P	0/00/00	01	12/06/06	12/06/06	0/00/00	
* Pump CDS Curve			6P	0/00/00	01	12/06/06	12/06/06	0/00/00	
* Cross Sectional			6P	0/00/00	01	12/06/06	12/06/06	0/00/00	
* 3196 Pump Instruction Manuals			6P	0/00/00	01	12/06/06	12/06/06	0/00/00	
* Plan 53 With Finned Tubing			6P	0/00/00	01	12/06/06	12/06/06	0/00/00	
Seal Documents Required									
* Seal Drawing			6P	0/00/00	01	12/06/06	12/06/06	0/00/00	
Motor Documents Required									
* Motor Outline			6P	0/00/00	01	12/06/06	12/06/06	0/00/00	
* Motor Wiring Diagram			6P	0/00/00	01	12/06/06	12/06/06	0/00/00	
* Motor Electrical/Performance			6P	0/00/00	01	12/06/06	12/06/06	0/00/00	
* Motor Instructions-(Reliance)			6P	0/00/00	01	12/06/06	12/06/06	0/00/00	
Q.A. Documents Required									
* Comp. Hydrostatic Test Report			6P	0/00/00	01	12/06/06	12/06/06	0/00/00	
Tank Data Required									
* Tank Drawing			6P	0/00/00	01	12/06/06	0/00/00	0/00/00	

(*) Denotes Documents in this Submittal.

Your complete approval is required before order is scheduled and released to manufacturing. Please forward approval by / / .

The above literature is for your information and records. It does not require your approval. Retain literature as your final distribution.

Note: Any Changes may affect Quoted Price and Shipping Details.

RECEIVED ILLINOIS
DEC 13 2006

171 PC-4103
File

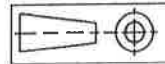
0180013046 FIELD FILE

*** End of Report ***

All dimensions are in inches.
Drawing is not to scale
Weights (lbs) are approximate

DRAWING NO A729520 **Rev. 0** Date: December 6, 2006
 SUPERSEDES ANY PREVIOUS DRAWINGS

Customer: LURGI PSL, INC.
 Goulds Serial No: 729F552
 Customer P.O. No: 6018-70901
 Item No: FC-4103
 Service: BEER BOTTOMS RECIRC TO RC CONDENSER
 End User: CENTRAL ILLINOIS ENERGY L.L.C.
 Project No: 2003-01
 Location: CANTON, ILLINOIS



Joyce Sutterby
 DIMENSIONS ARE CERTIFIED FOR CONSTRUCTION BY:
 DATE December 6, 2006

(*) Baseplate is sized to accommodate 364T/364TS/365T/365TS future motor size

Auxiliary specification

COUPLING BY PUMP MFG. CPLG TYPE KEXNORD OMEGA REX ELASTOMER-ES-20 (STAND
 CPL GUARD BY PUMP MFG. CPLG GUARD MATL CARBON STEEL
 BASEPLATE CAST IRON CAMBER TOP D00055A (*)
 MECH SEAL JOHN CRANE - 5620PR - X(18)O(58)X(18)O(58)H/XF(55)XO(58)H

Motor specification

MOTOR BY PUMP MFG. MOUNT BY PUMP MFG. MFG. RELIANCE
 FRAME 326T POWER 30.0 hp RPM 1200
 PHASE 3 FREQUENCY 60 HZ VOLTS 460
 INSULATION F S.F. 1.15
 ENCLOSURE FCP-XEXCLASS 1 DIV 1 (CLASS 1 GRP D CLASS 2 GRPS F&G) T3C

Notes and References

- MTR DIMENSIONS ARE APPROXIMATE
- INSTALL FOUNDATION BOLTS IN PIPE SLEEVES
- ALLOW FROM 0.75 to 1.50in. FOR GROUTING. SEE INSTRUCTION BOOK FOR DETAILS.
- Tolerance is +0.38 -0

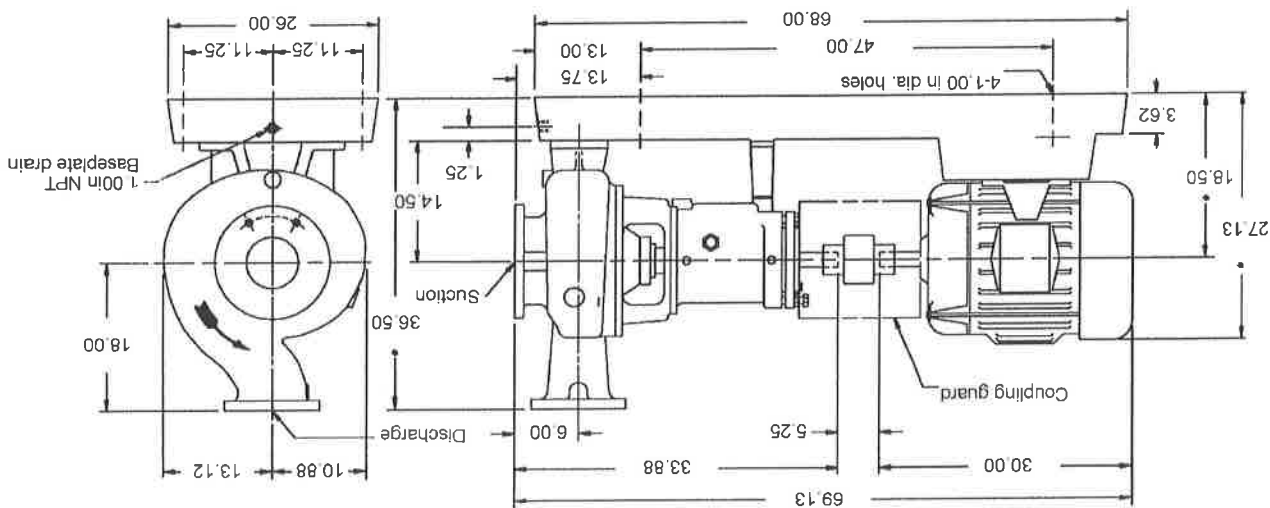
FOR PUMP TAPPED OPENINGS REFER TO DWG. A72952T

Pump specification

SUCT FLANGE SIZE 8" DRILLING ANSI 150# FACING FF FINISH SERRATED
 DISCH FLANGE SIZE 6" DRILLING ANSI 150# FACING FF FINISH SERRATED
 PUMP ROTATION (LOOKING AT PUMP FROM MOTOR) CW
 TYPE OF LUBRICATION FLOOD OIL
 TYPE OF STUFFING BOX TAPER BORE PLUS WITH VPE
 TYPE OF SEALING MECHANICAL SEAL
 COOLED NO
 COOLED NO

Weights and Measurements

PUMP	610.0 LB
MOTOR/CPLG	580.0/18.0 LB
BASEPLATE	400.0 LB
TOTAL	1,608.0 LB
GR VOLUME W/BOX	56.5 FT ³
GR WEIGHT W/BOX	1,891.0 LB

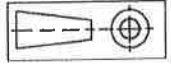
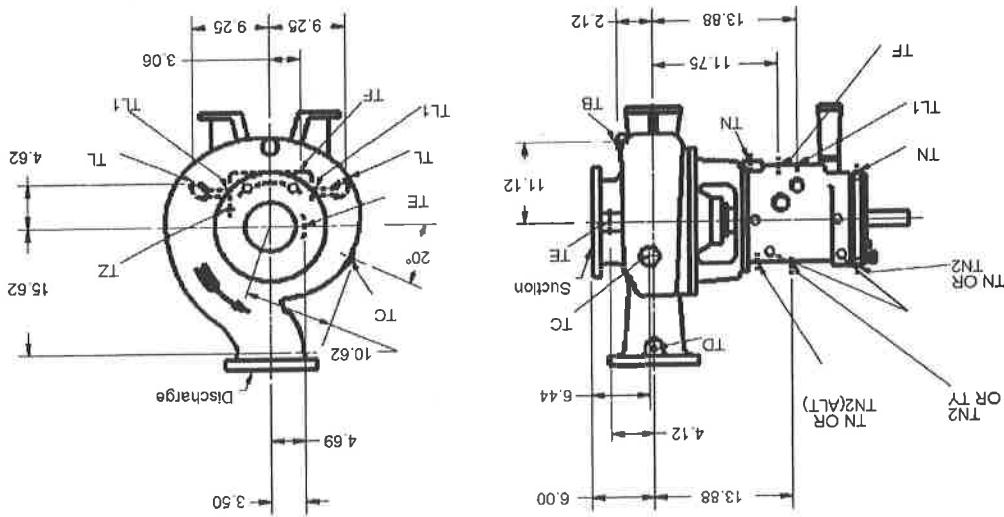


GOULDS PUMPS TAPPED OPENINGS Model 3196 XLTX Size 6x8-15



TAPPED OPENINGS MODEL 3196 XLTX 6x8-15 A.N.S.I. NO. A110

NO.	SIZE	QTY.	PURPOSE	FURNISHED	
				YES/NO	YES/NO
TB	1/2	1	CASING DRAIN	YES	YES
TC	1/2	1	BY-PASS CONNECTION	NO	YES
TD	3/8	1	DISCH. GAUGE CONNECTION	NO	YES
TE	3/8	1	SUCTION GAUGE CONNECTION	NO	YES
TF	3/8	1	BEARING FRAME DRAIN	YES	YES
TY	1/2	1	BOTTLE OILER CONN.	YES	YES
TZ	1/4	1	REPELLER CHAMBER DRAIN	NO	YES
TB1	1/4	2	VIB./TEMP. CONN.	YES	YES



All dimensions are in inches.
Drawing is not to scale.

FORM # ED0289/90

SUPERSEDES ANY PREVIOUS DRAWINGS

DRAWING NO A729552T Rev. 0 Date: December 6, 2006

Customer: LURGI PSI, INC.
Goulds Serial No: 729F552
Customer P.O. No: 6018-70901
Item No: PC-4103
Service: BEER BOTTOMS RECIRC TO RC CONDENSER
End User: CENTRAL ILLINOIS ENERGY L.L.C.
Project No: 2003-01
Location: CANTON, ILLINOIS

Joyce Suterby

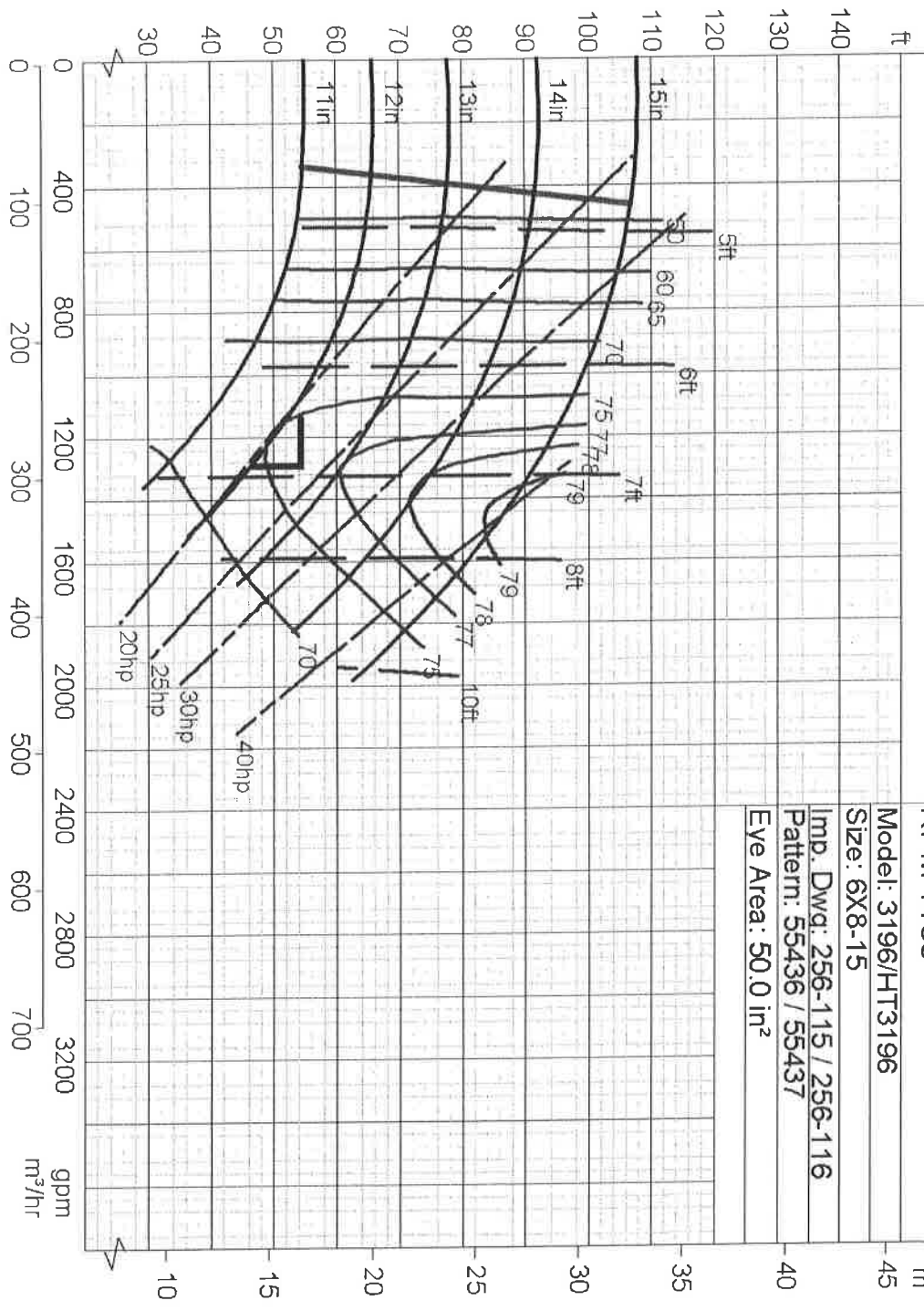
DIMENSIONS ARE CERTIFIED FOR CONSTRUCTION BY:
DATE December 6, 2006

GOLDS PUMPS

CENTRIFUGAL PUMP CHARACTERISTICS

CDS 1882-5
RPM 1180

Model: 3196/HT3196
 Size: 6X8-15
 Imp. Dwg: 256-115 / 256-116
 Pattern: 55436 / 55437
 Eye Area: 50.0 in²



Rated Flow: 1,300.0 gpm
 Rated TDH: 55.0 ft
 Imp. Diam.: 12.6250 in
 Certified By: Andrew Young

Customer: UBRG/PSI, INC.
 Goulds Serial No: 229552
 Customer P.O. No: 601870901
 Item No: RC-4109
 Service: BEER BOTTOMS RECIRC TO RC CONDENSER
 End User: CENTRAL ILLINOIS ENERGY, LLC
 Project No: 2009-01
 Location: CARBON, ILLINOIS

